



The Chatanika

Executive Series Townhome

1514 Square Feet - 3 Bedrooms - 2 1/2 Bathrooms



Features:

Master suite

Radiant heat throughout

Heat Recovery Ventilator

100% Energy Star rated lighting fixtures

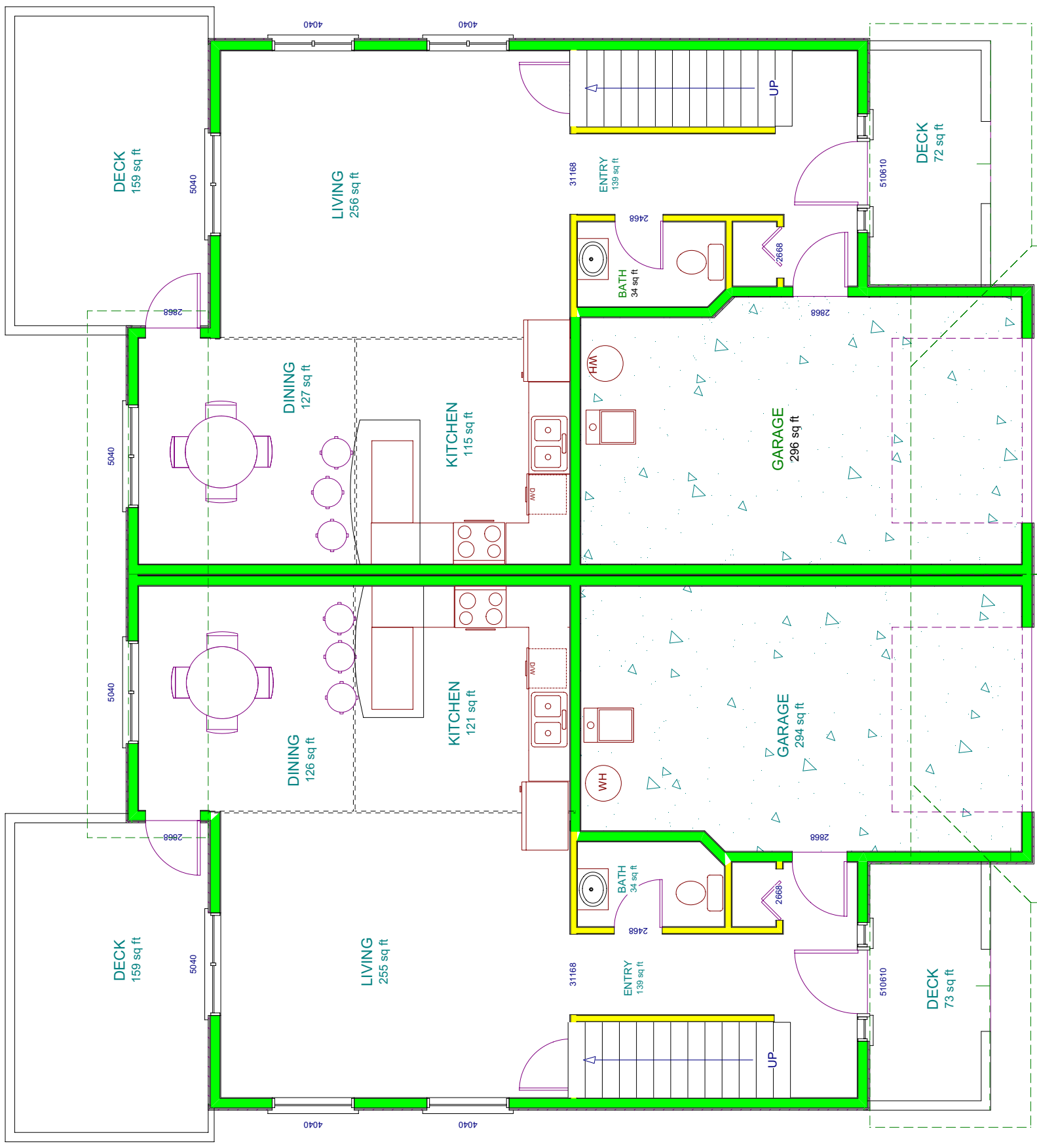
High efficiency boiler

Built to meet or exceed Energy Star guidelines on energy efficiency



Prices start at \$178,600

(price does not include lot or water and sewer)



DECK
159 sq ft

LIVING
256 sq ft

ENTRY
139 sq ft

BATH
34 sq ft

GARAGE
296 sq ft

DECK
72 sq ft

DINING
127 sq ft

KITCHEN
115 sq ft

BATH
34 sq ft

GARAGE
294 sq ft

DECK
73 sq ft

DINING
126 sq ft

KITCHEN
121 sq ft

BATH
34 sq ft

ENTRY
139 sq ft

5040

5040

5040

5040

4040

4040

4040

4040

2868

2868

31168

31168

510610

510610

9070

9070

2468

2468

2868

2868

2668

2668

AWD

AWD

WH

WH

2668

2668

2468

2468

2868

2868

31168

31168

510610

510610

9070

9070

2468

2468

2868

2868

2668

2668

AWD

AWD

WH

WH

2668

2668

2468

2468

2868

2868

31168

31168

510610

510610

9070

9070

2468

2468

2868

2868

2668

2668

AWD

AWD

WH

WH

2668

2668

2468

2468

2868

2868

31168

31168

510610

510610

9070

9070

2468

2468

2868

2868

2668

2668

AWD

AWD

WH

WH

2668

2668

2468

2468

2868

2868

31168

31168

510610

510610

9070

9070

2468

2468

2868

2868

2668

2668

AWD

AWD

WH

WH

2668

2668

2468

2468

2868

2868

31168

31168

510610

510610

9070

9070

2468

2468

2868

2868

2668

2668

AWD

AWD

WH

WH

2668

2668

2468

2468

2868

2868

31168

31168

510610

510610

9070

9070

2468

2468

2868

2868

2668

2668

AWD

AWD

WH

WH

2668

2668

2468

2468

2868

2868

31168

31168

510610

510610

9070

9070

2468

2468

2868

2868

2668

2668

AWD

AWD

WH

WH

2668

2668

2468

2468

2868

2868

31168

31168

510610

510610

9070

9070

2468

2468

2868

2868

2668

2668

AWD

AWD

WH

WH

2668

2668

2468

2468

2868

2868

31168

31168

510610

510610

9070

9070

2468

2468

2868

2868

2668

2668

AWD

AWD

WH

WH

2668

2668

2468

2468

2868

2868

31168

31168

510610

510610

9070

9070

2468

2468

2868

2868

2668

2668

AWD

AWD

WH

WH

2668

2668

2468

2468

2868

2868

31168

31168

510610

510610

9070

9070

2468

2468

2868

2868

2668

2668

AWD

AWD

WH

WH

2668

2668

2468

2468

2868

2868

31168

31168

510610

510610

9070

9070

2468

2468

2868

2868

2668

2668

AWD

AWD

WH

WH

2668

2668

2468

2468

2868

2868

31168

31168

510610

510610

9070

9070

2468

2468

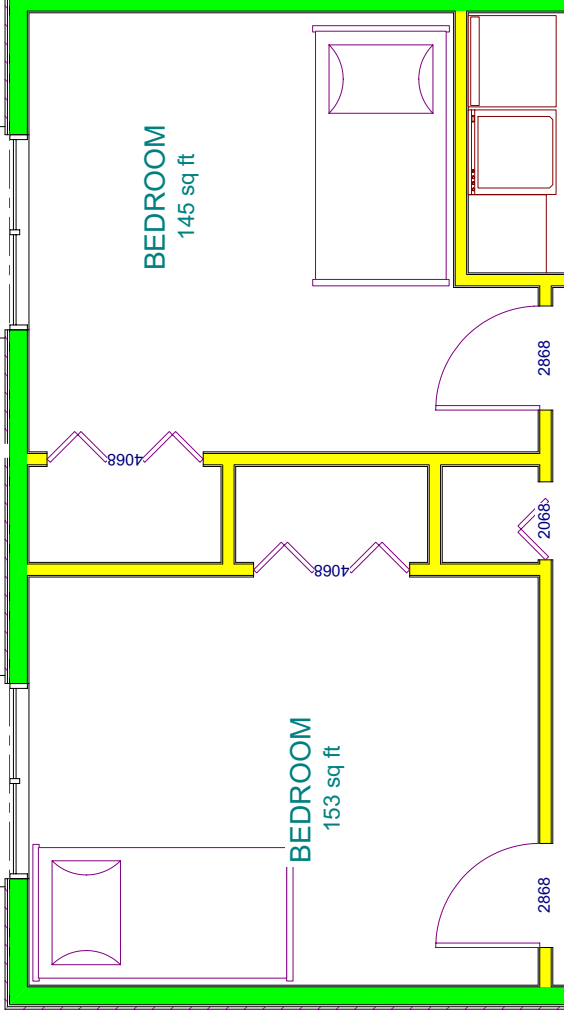
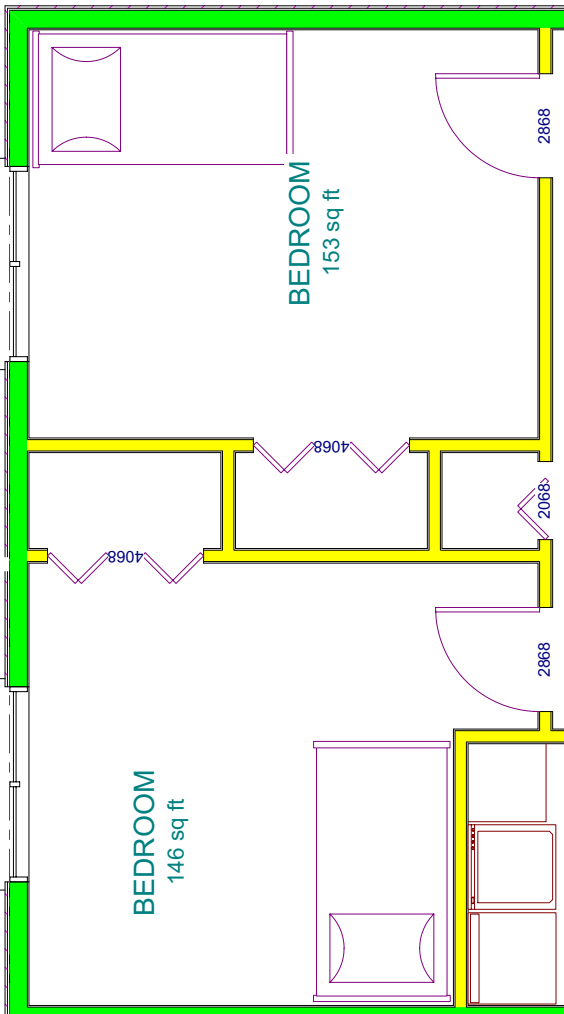
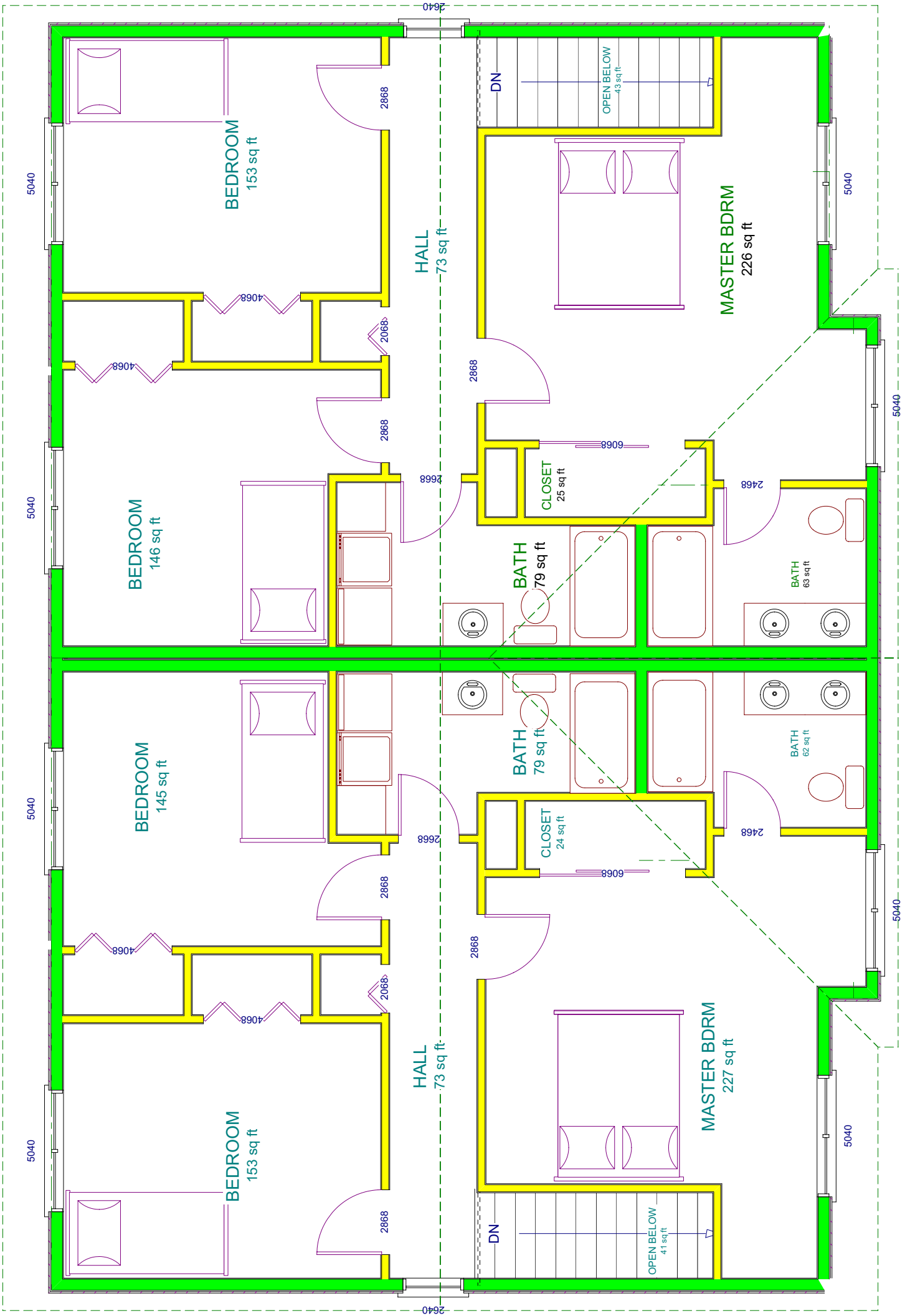
2868

2868

2668

2668

AWD



BEDROOM
153 sq ft

BEDROOM
146 sq ft

BEDROOM
145 sq ft

BEDROOM
153 sq ft

HALL
73 sq ft

BATH
79 sq ft

CLOSET
25 sq ft

MASTER BDRM
226 sq ft

DN

OPEN BELOW
43 sq ft

2868

4068

2068

2468

6068

5040

BEDROOM
153 sq ft

BEDROOM
145 sq ft

BEDROOM
146 sq ft

HALL
73 sq ft

BATH
63 sq ft

CLOSET
24 sq ft

MASTER BDRM
227 sq ft

DN

OPEN BELOW
41 sq ft

2868

4068

2068

2468

6068

5040